



Novoferm Garage Door Range

PREMIUM GARAGE DOOR SOLUTIONS 2022



Intelligent Door Solutions



www.novoferm.co.uk

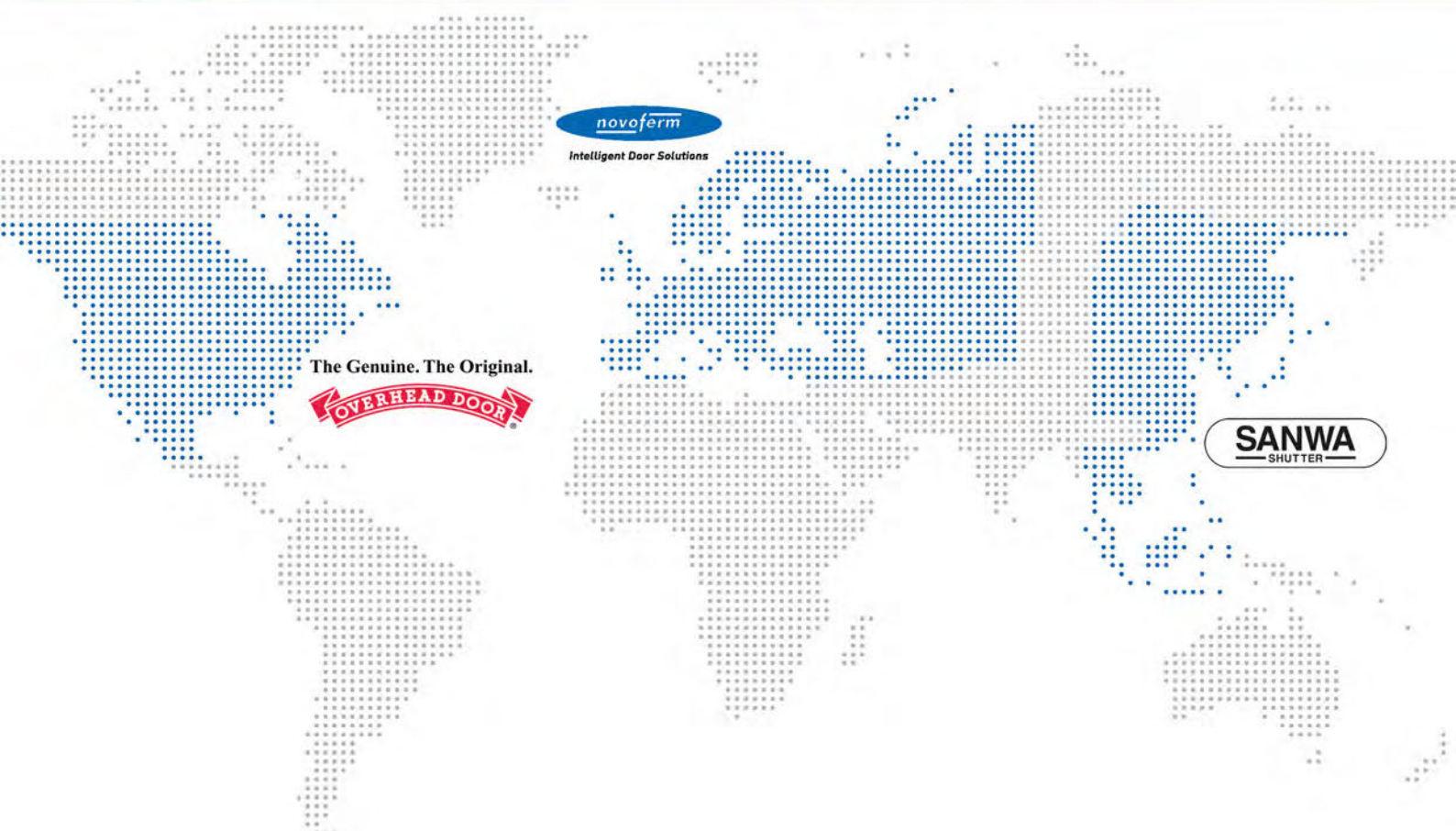
Our Story

Novoferm are proud to be a part of the Sanwa Holding Corporation, founded in 1986 and today, considered to be a major global player in the access systems industry.

Sanwa conduct business in 25 countries and regions worldwide with a strong presence in Japan, North America, and Europe.

At Novoferm, we are building a team and giving them the support to achieve our ambitions. We will continue building on the improvements and investments that have already begun to improve lead-time reliability and quality for all our clients.

Our vision is to lead through organic business improvement, investment, digital enablement, and tuck-in acquisitions.



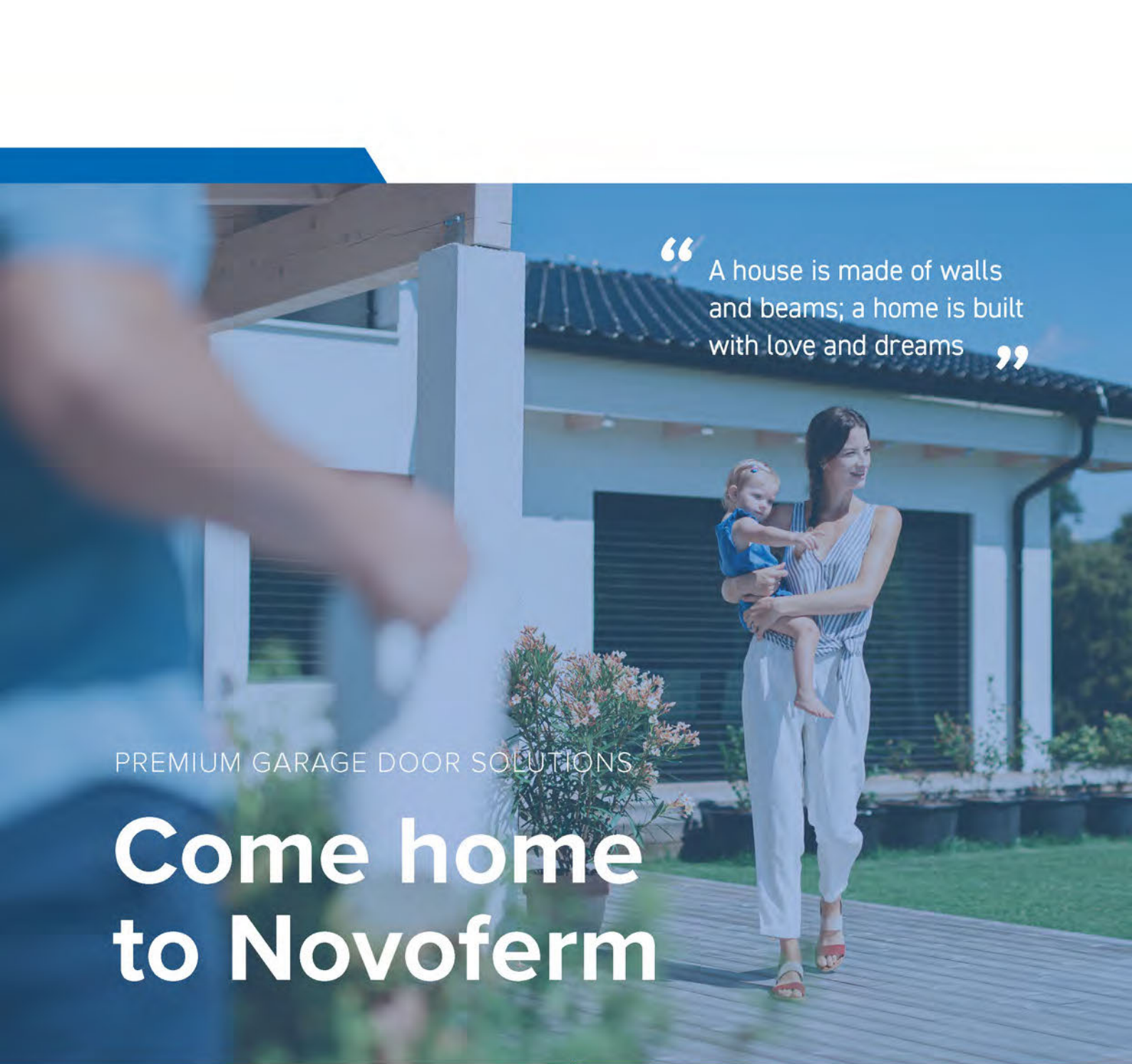
Contents

We have the right solution for you that it is tailored to your exact requirements. Whether you're building a new garage or renovating an existing one, you'll find that our incredible selection of doors are always the right choice.



Introduction & Benefits	4-5	Timber Side Hinged Doors	32-33
Insulated Sectional Doors	6-9	Up & Over GRP Doors	34-36
Insulated Wicket Doors	10-11	Side Hinged GRP Doors	36
Insulated DuoPort® Side Hinged Doors	12	GRP Door Colours	37
Insulated Sectional Side Doors	13-14	Automate your Garage Door	38
Insulated Sectional Door Colours	14	Novoport®	39
Insulated Sectional Door Glazing	15	Accessories	40-41
Novorol Roller Doors	16-19	Warranty and Maintenance	42
Steel Up & Over Doors	20-23	Terms and conditions	43
Novoguard Doors	24	Company Values	45
Side Hinged Doors	25-27		
Steel Personnel Doors	28-29		
Up & Over Timber Doors	30-32		

***Your Door,
Our passion...***

A woman with dark hair, wearing a striped sleeveless top and white trousers, is walking on a wooden deck while holding a young child in a blue dress. They are in front of a modern house with white walls and dark shutters. A potted plant with orange flowers is on the deck. The background is a clear blue sky.

“ A house is made of walls and beams; a home is built with love and dreams ”

PREMIUM GARAGE DOOR SOLUTIONS

Come home to Novoferm

Introducing the **Novoferm Garage Door Range** – a collection of residential up and over, side hinged, sectional and insulated roller garage doors.

Available in steel, GRP and timber, our doors incorporate the latest innovations in design, technology, and security.

The architecture of our doors is what sets us apart from our competitors, from protecting against intruders to keeping properties warm and dry and the diverse range of customisable options available.

Discover the benefits of a Novoferm Door

✓ Automation/ Operators

The complete range of automatic doors listed in this brochure can be operated remotely with one of our tamper-proof hand transmitters. Alternatively, you can choose from one of our handy remote switches.

Our range of powerful handheld operators come loaded with features such as flexible door and lighting control and built-in security protection. Plus, our operators can work in tandem with our smartphone app for maximum convenience.

✓ Space-Saving

Our sectional and roller doors open vertically, unlike up and over doors that swing outward, so you can use every inch of your driveway.

✓ Security

Our garage doors come with a fully automated option, so there is no lock to pick or force. Rolling code technology in the control system prevents "code grabbing". Anti-thief features give further protection against unauthorised entry and an integral courtesy light illuminates the garage interior.

Plus, our doors come with other security features, from a built-in emergency sensor to a self-locking motor.

✓ Colours/ RAL Colours

Our doors are available in an array of eye-catching colours, with options to suit any preference and the period and aesthetics of your home.

✓ Timber Effect/ Finishes

Many of our steel doors boast stunning timber effects and finishes, allowing you to enjoy the best of both worlds. Options include golden oak and rosewood finishes.



✓ Insulation

Premium insulation keeps your property warm and dry in the winter and cool in the summer. It can also help with dampening external noises.

✓ NovoGuard

Novoguard Secured by Design doors and the 563 Novoguard system package are certified CS 5051 STS202, which is approved by the ACPO (Association Of Chief Police Officers).

Features include:

- Heavy-Duty Strengthening Ribs
- Heavy-Duty Springs
- Secure Locking Brackets
- Inside Locking Handle





Insulated Garage Door Range

Insulated Sectional Doors

Insulated Wicket Doors

Insulated DuoPort® Side Hinged Doors

Insulated Sectional Side Doors

Novorol Roller Doors



Insulated Sectional Doors



SCAN TO SEE MORE DETAILS

Novoferm's sectional garage doors are made up of separate sections that vertically lift and then run on tracks back into the garage. This style of opening allows you more space in front of the garage, as they do not swing out which means you can use every inch of available space in front of your garage.

Our insulated sectional doors comprise the highest quality materials including a built-in layer of insulation. This keeps your garage warm and dry in the winter or cool in the summer, helping to control your energy bills. It also helps reduce noise levels.

You can choose from three different insulation options depending on your requirements - iso 20 (20mm) iso 45 (45mm) and the newly added iso 70 (70mm).

Features and Benefits

- Tension Spring
- Interference-Protected Deflection Pulley
- New Cable Mount
- Multiple Extension Spring Assemblies
- NovoPort® - Unique and Flexible
- Anti-Pinch Inside and Out
- Interference Protection
- Double Skinned Insulation
- Lip seals on Frame
- Stainless Steel Frame Base

Heat
insulation
values
up to:

iso 20 doors
 $K = 1.0W/m^2K$

iso 45 doors
 $K = 0.5W/m^2K$

iso 70 doors
 $K = 0.34W/m^2K$





Insulated Sectional Doors

INSULATED SECTIONAL DOOR

Styles



WARRANTY
COVER



MADE TO
MEASURE



REMOTE
OPTION



SECURITY
LOCKING



SPACE
SAVING



Flush | iso 20/45 /70



Horizontal Rib | iso 20/45 /70



Microline | iso 20/45 /70



Large Rib | iso 20/45 /70



Panelled Glazed | iso 20/45 /70



Georgian Panelled | iso 20/45 /70



Space-Saving



Great Insulating Performance



Built-in Safety Features

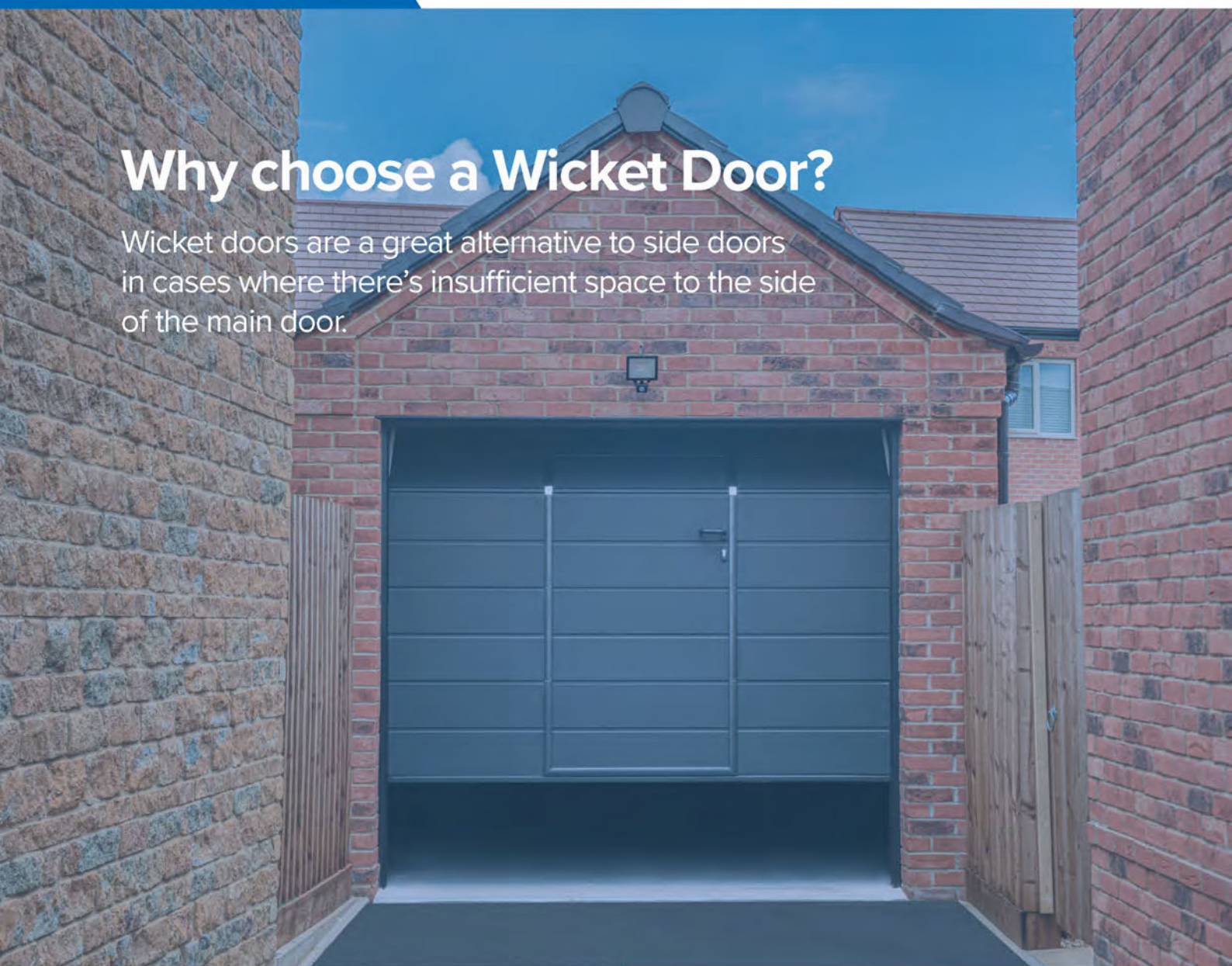


Market-Leading Security



Why choose a Wicket Door?

Wicket doors are a great alternative to side doors in cases where there's insufficient space to the side of the main door.



Wicket doors are standard doors that are integrated into the main door leaf.

The purpose is to allow quick and easy access without having to open and close the main door.

This also helps you manage security and privacy better as the main door will remain closed when not in use.



WARRANTY
COVER



MADE TO
MEASURE



REMOTE
OPTION



SECURITY
LOCKING



SCAN TO SEE MORE DETAILS

Insulated Wicket Doors



Horizontal Rib | iso 45



Large Rib | iso 45




Horizontal Rib Glazed | iso 45


Wicket doors are available for all iso 45 sectional garage doors up to a width of 5m. They offer a practical passage width of 80cm and provide perfect heat insulation due to the double-skinned insulation used.



Flush | iso 45



Panelled Glazed | iso 45



Insulated DuoPort® Side Hinged Doors



SCAN TO SEE MORE DETAILS



Insulated DuoPort® side hinged doors consist of two doors that open "barn door" style rather than vertically. These doors are available as a 50/50 split with both door leaves of equal size.

There's also the choice to have the doors open inwards or outwards.

Our Insulated DuoPort® side hinged doors are available in a range of patterns, surfaces, and colours.

Our insulated DuoPort® leaf doors offer you the possibility to use your garage as a utility room, for leisure time or hobbies. You can choose whether to open both doors or just the active door.



Horizontal Rib



Large Rib



Panelled



Flush

Ideal for private garages

DIMENSIONS with an opening width and height from 1400mm x 1900mm (symmetric division) to max. 2590 x 2545mm.

Outstanding Heat Insulation

INSULATED Heat insulation is ensured by the 45mm rigid PUR foam core.

Flexible Installation

PRACTICAL block door frame allows flexible installation.

Configurations

FLEXIBLE door leaf either opening outwards or inwards with active and inactive leaves positioned either to the left or right.

Added Security

SECURE 3-point locking with hinge lock is available as an optional extra.

Wide range of Colours

CHOICE OF colours, patterns and surfaces as well as additional fixings such as glazing.

Insulated Sectional Side Doors



Horizontal Rib



Large Rib



Flush



Panelled Glazed



Microline



SCAN TO SEE MORE DETAILS

Precise
processing

Reliable
operation



Would you like a matching side door for your insulated sectional doors?

With our insulated sectional side doors, you can be in and out in no time through a matching side door. There's no need to raise and lower the whole garage door just to get to your bike, tools, or lawnmower.

We have matching side doors for all sectional garage doors for when you need to nip in and out of your garage.

All side doors are built strong and durable and come fully insulated with a handle set and security lock as standard. Weatherseals help keep out the elements. iso 20 doors feature a door leaf frame and corner door frame made from steel. iso 45 doors feature a door leaf frame and block door frame made from aluminium. Robust hinges provide long-term, dimensionally accurate opening and closing. The hinges are also three-way adjustable, allowing for precise adjustments during assembly.



INSULATED SECTIONAL DOORS


Colours

Insulated doors can work with your lifestyle in so many different ways.




RAL colours available on request

Super-Color colours



Rustic Wood effects



Our insulated sectional garage doors are available with six different weather-resistant, top-coated film laminates in authentic, rustic wood effects with a smooth surface. In addition to the large rib pattern, you can now also order all the wood effects in the flush and some in the panel pattern (not Winchester, Black oak and Moor oak).

Benefit from our NEW Structural Surfaces



Our insulated sectional garage doors are now available in 6 more decorative, top-coated satin matt structural surfaces with reduced dirt retention and exceptional weather resistance.

Microline Pattern (Flush)



Exclusively for the flush pattern for iso 45 sectional garage doors, our popular industrial door profiled finish Microline (Flush) is available in Satin grey and Satin white. This is a modern, profiled wave structure with a striking and expressive light and shade effect.

INSULATED SECTIONAL DOORS

Glazing

All Novoferm glazing panels are manufactured out of weather-resistant acrylic glass or impact-resistant polycarbonate.



Glazing Options

Our attractive glazing options not only make a feature of your garage, but also let the light in, especially appealing if you use your garage as a storage room or workshop.

Novoferm glazing panels stand out due to their high transparency and have excellent heat insulating properties - just like our insulated sectional garage doors.

Horizontal Light Strip




Porthole Stainless Steel Window Surround



Square Aluminium Window Surround



Plain Clear | Crystal



Cross Clear | Crystal



Rhombus Clear | Crystal



Square Leaded Clear | Crystal



Diamond Leaded Clear | Crystal

Sunrise Patterns

The 'sunrise' pattern can be modified to suit different width garages up to 5.5metres wide.



Sectional doors are bespoke and made to order

All colour samples depicted in this brochure are as close to the original manufacturer's colours as possible. Garage doors supplied may vary in colour from the brochure representation.



Novorol Roller Doors



SCAN TO SEE MORE DETAILS

The Novorol combines a space saving design with the convenience of an electrically operated automatic door.

The door lifts vertically and rolls into a box at the head of the garage door opening, providing more space in front of the garage. This allows you the option to park closer as the door does not swing out like a traditional garage door, which is ideal if you have a shorter driveway. This unique design also allows you more space inside the garage for storage etc.

The Novorol door is available in an array of colours and finishes, with vision laths available should you need to allow in more light.

Space-saving Novorol roller doors are safety certified to EN12453 and fitted with NovoShield and a safety edge as standard.

Novorol 77 doors require only 300mm x 300mm of head room space and open vertically. The Novoferm 55 requires only 205mm of headroom and is available up to 2.8 metres wide and 2.3metres high.

Novorol 77 door features:

- ☒ Standard White Polyester Painted 70mm Guides up To 3m Wide (Colours available)
- ☒ Standard White Polyester Painted 90mm Guides over 3m Wide (Colours available)
- ☒ Optional White 300mm NovoShield Full Box (Other Box Options Available)
- ☒ Novorol Hard Wired Control Safety System
- ☒ Two 2-Channel Hand Transmitters

Novorol 55 door features:

- ☒ Standard White 65mm Guides (Colours Available)
- ☒ White 205mm NovoShield Full Box (Colours Available)
- ☒ Novorol Hard Wired Control Safety System
- ☒ Two 2-Channel Hand Transmitters



WARRANTY
COVER



MADE TO
MEASURE

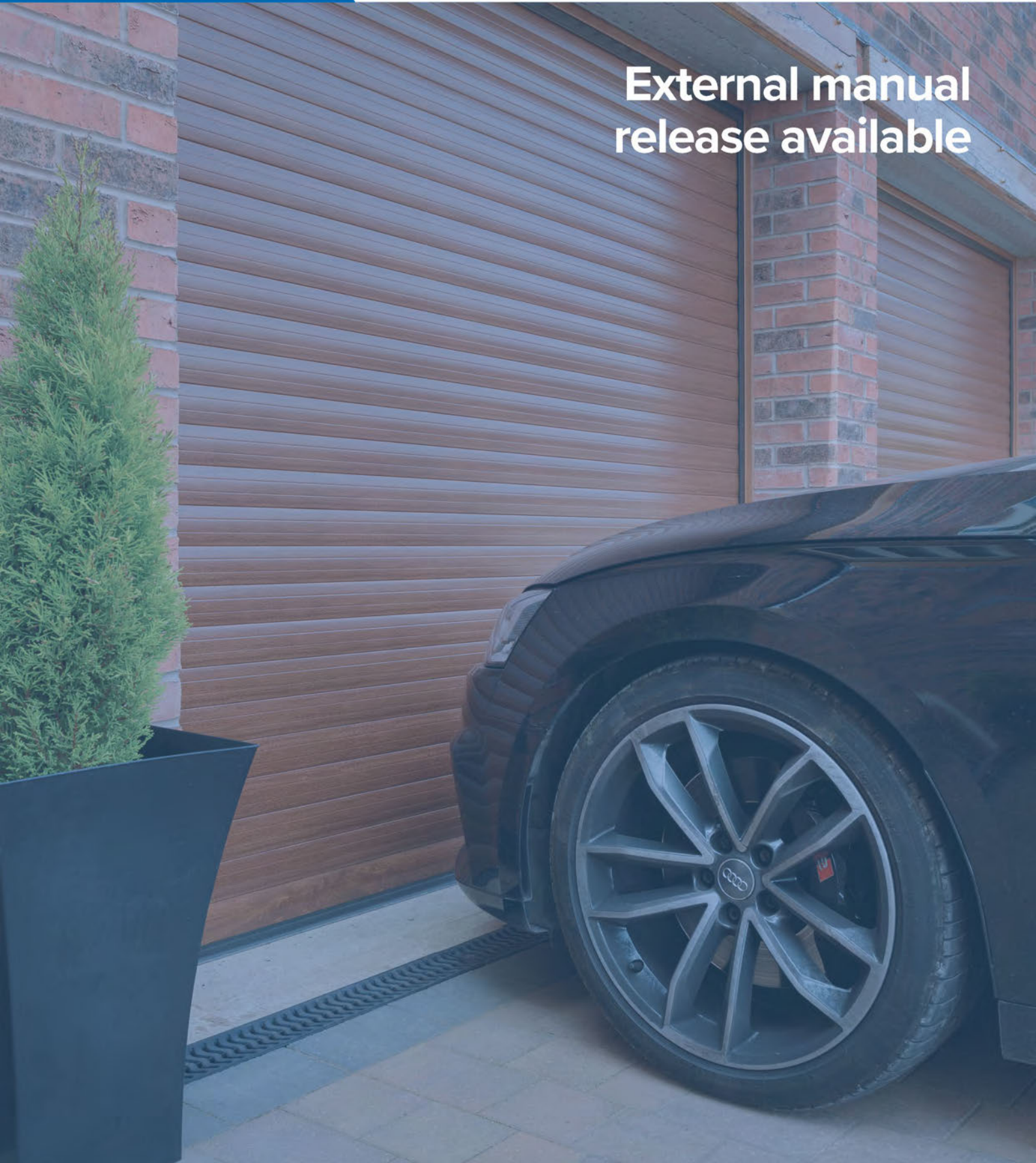


REMOTE AS
STANDARD



SECURITY
LOCKING

**External manual
release available**





The clean lines of the Novorol door are attractive in any setting



Automatic Safety Features

Automatic safety features will stop and reverse the door operation when it senses an obstruction.

Frame and door weather seals help keep the rain and wind out.

Optional LED lighting kits will show off your door's best features and help with security.

Built-in Insulation

Insulated foam filled laths, which provides both a thermal and acoustic barrier, helping to control your energy bills, reduce noise and possibly your carbon footprint.

NOVOROL ROLLER DOORS

Colours

The colourful choice of finishes can provide either an accent or a complement to existing finishes.

Essential Colours

3 of the best selling stunning textured steel finishes

Traffic White
RAL 9016

Jet Black
RAL 9005

Anthracite Grey
RAL 7016

All colour samples depicted in this brochure are as close to the original manufacturer's colours as possible.

Garage doors supplied may vary in colour from the brochure representation.

Standard Colours

A choice of 10 stunning textured steel finishes available in our most popular standard colours.

Chartwell Green
BS4800

Blue
RAL 5011

Rosewood

Racing Green
RAL 6009

Golden Oak

Agate Grey
RAL 7038

Brown
RAL 8014

Burgandy
RAL 3004

Mocca
RAL 8019

Cream
RAL 9001

Elite Colours

A choice of 2 stunning colours in a textured steel finish available in a brand new exciting colour range for those who want something a little more special!

Golden Oak

Rosewood

High Grade Woodgrain Laminate Finishes



VISION SLATS

option available on Novorol 77 only

Vision slats allow natural light into your garage

Polycarbonate clear glazing option is available on a proportion of the door curtain on the Novorol 77 only.

Novoform Patented Security

The combination of side runners and auto-positive locking with anti-lift geometry locking straps makes the Novorol extremely secure.

Manual Override

A connector and crank handle are supplied as standard, so your door can be opened, from inside, even during a power cut.

Guide Rails

Guide rails made from aluminium profile with a white polyester powder coated finish.

Safety Edge

Supplied as standard. At the bottom edge of your door is an emergency sensor which will stop and reverse when the door is in operation, if it senses an obstruction.

NovoShield

Supplied and finished in white as standard colour, shields the user from accidental finger entrapment and provides an attractive finish to the door curtain.

Control System

An interior light is provided within the self contained control box.



Steel Door Range

Steel Up & Over Doors

Novoguard Doors – Secured by Design

Side Hinged Doors

Steel Personnel Doors



Steel Up & Over Doors



SCAN TO SEE MORE DETAILS

Up and over doors are a simple yet effective design that opens by kicking outwards then sliding upwards back along a track that runs along the ceiling. These doors can be both manual or automated for added convenience.

Our steel up and over garage doors are available in a range of designs, colours and finishes.

Our steel up and over doors are specially prepared to ensure the maximum lifespan. The quiet rollers and abrasive strips ensure smooth operation. Multiple spring assemblies ensure sturdiness and ease of use.

Smooth Operation

ALL DOORS available with either canopy or retractable spring assisted gear systems for smooth, safe and reliable operation.

Safe and Secure

HIGH SECURITY twin strong locking bars with the option of a 4 point locking system also available.



Other benefits include:

- ☒ High Distortion Resistance
- ☒ Wide Range of Colours
- ☒ Automatic Operators Available



STEEL UP AND OVER DOORS

Styles

Novoferm Steel Up & Over Garage Doors are the classic choice for your home. They are manufactured from premium grade galvanized steel and finished in white powder coat or powder coat in one of our standard colours. Black euro handle fitted as standard.

Available in sizes up to 4877mm x 2286mm. Horizontal ribbed designs may vary from sizes 2438mm up to 2743mm on single door gear.



Berwick



Horizontal



Victor



Vertical



Horsham



Berkeley Vertical



Minster



9 Panel Georgian



Wentworth



Regency



Regency Glazed

Upgrade your Hardware

OPTIONAL EXTRA

Handles available in Black and White finishes.





Novoguard Doors



SCAN TO SEE MORE DETAILS

Novoguard Secured by Design doors and the NEW 563 Novoguard system package are certificated to CS 5051 STS202 which is approved by ACP0 (Association Of Chief Police Officers).

Novoguard doors featuring retractable lifting operation and including a 70mm steel fixing frame are available in any size up to and including 2438mm wide x 2134mm high.

Our Improved Security Doors:



Retractable Steel **Berwick**



Retractable Steel **Vertical**



Retractable Steel **Horizontal**



WARRANTY
COVER



MADE TO
MEASURE



SECURITY
LOCKING



Official Police Security Initiative



SCAN TO SEE MORE DETAILS

Side Hinged Doors

Side hinged doors open as per a normal pedestrian door with two door leaves connected by hinges at the side to the main door frame. Customers can choose a 50/50 split with both doors of equal size, or an offset configuration, with one smaller personnel door.

Our side hinged doors are available in a range of patterns, surfaces, and colours, and customers can choose from an array of additional fittings.

All the door leaf frames are made from aluminium, guaranteeing maximum weather-resistance.

The robust hinges will provide long-term opening and closing that is dimensionally accurate. Choose whether to open both of the doors or just the active leaf and choose from a range of customisable fittings to personalise your doors.

Features and Benefits

- Centre overlap to help prevent forced entry and reduce draughts
- High Security Euro profile mortice lock
- Twin shoot bolts top and bottom for added security
- Stays to prevent the door opening further than 110 degrees
- All side hinged doors are supplied complete with 50mm frame
- Doors open outwards only, with the lock on the right when viewed from the outside
- Left hand opening option available
- Side hinged doors are available in 50/50 split or 2/3rd opening ratio with the exception of the Georgian design
- Side hinged doors are bespoke and made to order.



WARRANTY
COVER



MADE TO
MEASURE



SIDE HINGED DOORS

Designs



Berwick



9 Panel Georgian



Horsham



Regency Glazed



Vertical



Regency



Victor



Berkeley Horizontal



Berkeley Vertical



Wentworth

SIDE HINGED DOORS

Colours & Glazing



Hardware Options

Lever Handles available in Brushed Silver and Black



Essential Colours

3 of the best selling stunning textured steel finishes

Traffic White
RAL 9016

Jet Black
RAL 9005

Anthracite Grey
RAL 7016



Signature Range

Ral colours available on request

Standard Colours

A choice of 7 stunning textured steel finishes available in our most popular standard colours.

Midnight Blue
RAL 5011

Balmoral Green
RAL 6005

Chartwell Green
BS4800

Monarch Red
RAL 3003

Conker Brown
RAL 8017

Signal Grey
RAL 7004

Agate Grey
RAL 7038

Elite Colours

A choice of 6 stunning colours in a textured steel finish available in a brand new exciting colour range for those who want something a little more special!

Clay Brown
RAL 8003

Oxford Blue
RAL 5013

Cherry Brown
Chroma 3353

Slate Grey
RAL 7015

Fir Green
RAL 6009

Cream
RAL 9001

Premium Finish

Premium grade galvanised steel in woodgrain effect Golden Oak and Rosewood*.

Golden Oak

Rosewood

*Available in some designs only, please check with your installer. All colour samples depicted in this brochure are as close to the original manufacturer's colours as possible. Garage doors supplied may vary in colour from the brochure representation.

Glazing

The following Novoferm side hinged and up and over doors are available with your choice of glazing options



TRANSPARENT



STIPPLED



BLACK



DIAMOND LATTICE



SQUARE LATTICE



QUEEN ANNE LATTICE





Steel Personnel Doors

Steel Personnel Doors pre-framed and come complete with a Euro profile night latch and deadlock and four anti-drop anchored bolt hinges per door leaf. Doors open outwards only, with the lock on the right when viewed from the outside.

Novoferm personnel doors are available in the

following finishes to match the door ranges: Pre-finished, Painted, Golden Oak, Rosewood.

All door leaf frames are made of aluminium and guarantee maximum weather resistance, while robust hinges provide long-term, dimensionally accurate opening and closing.



Vertical



Georgian



Horizontal



Regency



Horsham



Victor



WARRANTY
COVER



MADE TO
MEASURE



Timber Door Range

Up & Over Timber Doors
Timber Side Hinged Doors



SCAN TO SEE MORE DETAILS

These stunning garage doors are made in Britain by Novoferm from durable solid Cedarwood tongue and groove boards and mouldings to highlight the natural beauty and quality of the timber.

These doors have the quality and status to enhance the front of your property/ home.

Choose from a range of finish options to individualise your garage door; glazing can be added to some designs. All our timber doors are bespoke and made to order.

Timber Doors

OPTIONAL EXTRA




Handles available in Black and White finishes.

Up & Over Timber Doors

Timber doors are supplied with a basecoat stain as standard. They must be finished immediately after installation.



Horizontal



Thame



Henley



Gately



Vertical



Madeley



WARRANTY COVER



MADE TO MEASURE



FRAMES AVAILABLE



REMOTE OPTION

Styles, Colour and Glazing



Caithness



Burlington



Hertford



Kimberley

Timber Colour Options

For south facing situations exposed to strong sunlight the dark colours are not recommended, as they can store excessive heat and dry out. Timber doors are supplied with a basecoat stain as standard. They must be finished immediately after installation.



Light Oak



Mahogany



Rosewood



Walnut



Ebony

Timber Side Hinged Doors



Novoferm timber side hinged garage doors are complete with a 50mm frame. Doors are supplied with a lock hole unless specified otherwise. Doors open outwards only, with the lock on the right when viewed from the outside. [For hardware and glazing options see page opposite.](#)

- Centre overlap to help prevent forced entry and reduce draughts
- Four pairs of dog bolt security hinges
- High security Euro profile mortice lock
- Stays to prevent the door opening further than 110 degrees
- Fully finished option available in a choice of six colours

TIMBER SIDE HINGED DOORS

Styles, Hardware and Glazing



Vertical



Madeley



Henley



Hertford



Kimberley



Thame



Burlington

Timber doors are supplied with a basecoat stain as standard.

They must be finished immediately after installation.

See colour options opposite

HARDWARE OPTIONS

Lever Handles available in Brushed Silver and Black



Glazing

Timber side hinged doors are available with your choice of glazing options



TRANSPARENT



STIPPLED



BLACK



DIAMOND LATTICE



SQUARE LATTICE



QUEEN ANNE LATTICE



GRP Door Range

Up & Over GRP Doors
Side Hinged GRP Doors

GRP Doors

GRP doors are composed of Glass Reinforced Plastic. Available as up and over and side hinged doors, GRP doors are lightweight, durable, and sturdy.

These doors come with excellent finished edge detail, and remote opening options.

Our GRP doors are supported by a solid steel frame, preventing frame rotting and weakening. Wood effects can be replicated, lending these doors a natural look that's indistinguishable from the real thing.



SCAN TO SEE MORE DETAILS

Up & Over GRP Doors

These doors are available in a choice of styles to suit all properties.



Glossop | White Gloss



Lydbrook Glazed | Honey Beech



Virginia | Bleached Oak



Winchester | Bleached Oak



Chertsey | Gloss Magnolia



Shildon | White



WARRANTY
COVER



MADE TO
MEASURE



REMOTE
OPTION



SECURITY
LOCKING



FINISHED
EDGE DETAIL

Up & Over **Timber Grain Effect GRP Doors**

LOW MAINTENANCE Available in low maintenance smooth colour and incredibly lifelike timbergrain effect woodtones, these doors are virtually maintenance free.



Hamilton | Light Oak



Newbury | Golden Brown



Kentley | Teak


Side Hinged **GRP Doors**

Our handmade Side Hinged GRP Doors are manufactured and finished to a high standard and come with the following features:

- Centre Style Between Leaves to Prevent Forced Entry
- Heavy-Duty Steel Hinges for Maximum Security
- Weather Seals Between Frame and Leaves for Draught Reduction
- Euro Dead Locking Latch and Black Lever Handles as Standard



Virginia Woodgrain | Bleached Oak



Lydbrook Woodgrain | Gloss White



Shildon Woodgrain | Ebony



Glossop Gloss | Gloss Magnolia



Virginia Personnel | Teak

GRP SIDE
HINGED
DOORS ARE
BESPOKE
AND MADE
TO ORDER

GRP DOORS

Colours and Glazing



Novoferm GRP Colour Range

Gloss White	Bleached Oak	Light Oak	Woodgrain Blue	Woodgrain Green	Woodgrain Red	Golden Brown	Teak
							GRP DOORS ARE BESPOKE AND MADE TO ORDER
Gloss Magnolia	Dark Oak	Red Mahogany	Dark Mahogany	Ebony	Honey Beech	Magnolia	

All colour samples depicted in this brochure are as close to the original manufacturer's colours as possible. Garage doors supplied may vary in colour from the brochure representation.

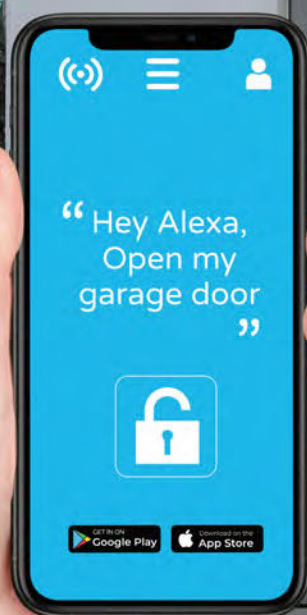
Glazing

TRANSPARENT	STIPPLED	BLACK	DIAMOND LEADED	SQUARE LEADED	BLACK DIAMOND LEADED

Automate your Garage Door



SCAN TO SEE MORE DETAILS



Smart Garage App

The new Novoferm Mobility App SmartGarage is available free of charge from the App Store or Google Play. With one "swipe" across the touch screen you can open and close the garage door, control the lighting, ventilation function and you can read out the operator parameters.

To use the mobility app, you need the mobility package, which contains the Novoferm Gateway and Novoferm WLAN module.



Novoferm garage door operators used with sectional doors can be controlled via the Novoferm Mobility APP "SmartGarage". You can download it free of charge from the App Store or Google Play.

All our garage door operators and additional hardware (e.g., light strips) are fitted with energy-saving LED lamps and many of our operators only consume 0.5 W in standby mode. All Novoferm operators are manufactured to the highest industry standards and come with a five-year guarantee.

Hand transmitters are protected by AES 128-bit encryption and multi-part rolling codes.

The approved 3-button technology helps with simple and fast adjustment of the operator functions. We also offer a variety of special attractive control pads which are constructed from UV-stable materials.

Advantages

- ✓ Intuitive Adjustment
- ✓ Smartphone-Enabled Door Control
- ✓ Remote Lighting
- ✓ Control More Than One Garage
- ✓ Suitable for Up and Over Doors



WARRANTY
COVER

NovoPort®



SCAN TO SEE MORE DETAILS

Stand-by
<0.5
Watt

Extra
Energy
Savings

The NovoPort® garage door and operator are certified by independent institutes in accordance with the latest safety guidelines.

The NovoPort® operator system is not fixed to the ceiling but integrated into the side garage door track – either on the left or the right.

Therefore, no ceiling assembly is required. All structural components are pre-assembled in the factory and dimensionally accurate.

Features

- ✓ **Quick and Easy Operation**
- ✓ **Soft-Start and Stop Functions**
- ✓ **Automatic Signal Decoding**
Protected Against Scanning
- ✓ **Easy to Programme**
- ✓ **Connectable to Outside Garage Lighting**
500W max)
- ✓ **Power Saving** - Requires 0.5W in Standby



WARRANTY
COVER

Novomatic 563 800 N



- Tamper-Proof 2-Channel Rolling Code Hand Transmitter
- Soft-Start and Stop Function
- Self-Monitoring Automatic Shutdown
- Electronically Monitored Push-Up Protection
- LED Lighting
- Connection for Outdoor Lighting up to 500W
- 0.5W in Standby

Novomatic 423 600 N



- Tamper-Resistant Rolling Code Radio System
- Soft-Start and Stop Function
- Automatic Switch-Off When Obstacles Detected
- Burglar-Resistant Design
- Programmable Internal Lighting
- Connection for Outdoor Lighting up to 500W
- Manual Disconnect in Case of Power Loss
- 0.5W in Standby

Accessories



SCAN TO SEE MORE DETAILS

You'll need the right accessories to go with the hardware of your choice

Hand transmitters



Mini-Novotron 522 Design hand transmitter
2-channel, 433 MHz,
KeeLoq rolling code



Mini-Novotron 524 Design hand transmitter
4-channel, 433 MHz,
KeeLoq rolling code



Mini-Novotron 522 hand transmitter
2-channel, 433 MHz,
KeeLoq rolling code



Mini-Novotron 524 hand transmitter
4-channel, 433 MHz,
KeeLoq rolling code



Wall mounting/silicon case hand transmitter. Suitable for use as case and wall mounting for Mini-Novotron 522 Design/ 524 Design and for Mini-Novotron 522/ 524. Mini-Novotron 522/ 524



Mini-Novotron 502 hand transmitter
2-channel, 433 MHz,
KeeLoq rolling code



Mini-Novotron 504 hand transmitter
4-channel, 433 MHz,
KeeLoq rolling code



Micro-Novotron 512 hand transmitter
2-channel, 433 MHz,

Upgrade your Hardware

OPTIONAL EXTRA Handles available in Black and White finishes.



WARRANTY
COVER

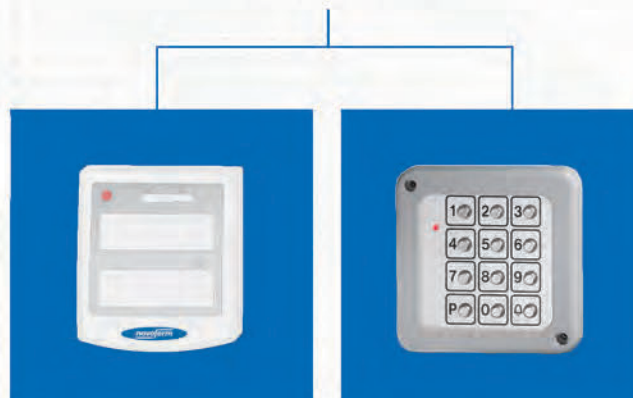
Remote Switches



Signal 111 remote wall switch
2-channel, 433 MHz,
KeeLoq rolling code for controlling
2 operators or 1 operator and 1
outside lighting
in UV-resistant material

Signal 218 remote coded key pad
10 codes, 433 MHz,
KeeLoq rolling code with
stainless steel cover, backlit
in UV-resistant material

Switches



Signal 112 wall switch
Start key, holiday switch,
continuous light (On/ Off),
24 V connection to the operator
in UV-resistant material

Coded key pad signal 213
3 signals, metal key pad,
230 V connection



Extra 625 one-way opto sensor
24 V DC, IP 54
Range: 8 m
Suitable for:
All operator models



Extra 626 one-way opto sensor
20-28 V, IP 50, 2 wire
Range: 8 m
Suitable for:
Novomatic 423/ 563 S & NovoPort®



Extra 628 reflection light opto sensor
24-240 V AC, 12-240 V DC, IP 54
Range: 5 m
Can only be used as a pulse generator



De-Latch for Novoferm retractable lifting up & over doors

Suitable for 2-point and 4-point
rigid bar locking systems supplied
with complete locking systems.



For installations of Novoferm 563 & 423 operators

When fitted to our retractable lifting
up & over doors aids quick and
easy installation and reduces noise
reverberation.

Warranty and Maintenance

Up and Over Garage Door Finish

Our steel up and over doors are fully finished with a powder coat paint. Weathering and sun exposure can cause the finish to fade. We guarantee 5 years steel doors and 2 years timber doors finished fully and that any fading will be minimal and uniform, providing the door is maintained in accordance to the care and maintenance advice. Timber doors are supplied with a basecoat as standard or with an option for fully finished.

Side Hinged Garage Door Finish

Our sectional doors are fully finished with a sprayed colour finish or with a foil backed laminated finish. Weathering and sun exposure can cause the finish to fade. We guarantee the finish on doors for 5 years and that any fading will be minimal and uniform providing the door is maintained in accordance to the care and maintenance advice.

Roller Garage Door Lath Finish

Our Roller doors come in two finishes; a polyester powder coat and a woodgrain laminate. Weathering and sun exposure can cause the laths to fade. We guarantee the finish for 5 years and that any fading will be minimal and uniform, providing the door is maintained in accordance to the care and maintenance advice. Please note: due to the rolling action of the door, surface marking can be caused by security locks, dust and debris. This does not constitute as a product fault and performance is not affected in any way.

Sectional Garage Door Finish

Our sectional doors are fully finished with a sprayed colour finish or with a foil backed laminated finish. Weathering and sun exposure can cause the finish to fade. We guarantee the finish on doors for 5 years and that any fading will be minimal and uniform, providing the door is maintained in accordance to the care and maintenance advice.

Our promise

During the warranty period, we undertake to rectify any defects to the Novoferm product, which can be proven to be attributed to a material or manufacturing defect.

We promise, at our discretion, to either exchange the defective merchandise or repair.

Replacement parts remain our property.

Warranty Requirements

This warranty only covers damage to the purchased garage door, or garage door operator. You will be required to show a fully completed warranty service passport (service to be conducted by a qualified engineer annually), together with a receipt of purchase, which correspondingly substantiates your right to claim under warranty. In the event of a claim, please contact the company who supplied/installed the doors. They will raise the warranty on your behalf.

For Basecoat timber doors, these must be suitably finished immediately on installation for the guarantee to apply.

During the claims process, a site inspection may be required. For this we will send an independent assessor. Should this inspection indicate the fault was not caused by a manufacturing defect, you will be liable for the cost of a non-warranty call out. The cost of the call out will be advised prior to the arranged visit.

Novoferm will not accept consequential costs for installation or de-installation, inspection of parts, transport, and postage costs.

Up and Over, Side Hinged and Sectional Doors - What is covered?

Subject to the terms and conditions outlined in this document. Novoferm garage doors offer the warranty:

- 10 Years – Safe and reliable operation (for

use up to 5 open/close cycles per day)

- 10 years – Structural integrity of door panels
- 10 years – Panel corrosion
- 10 years – retractable, sectional and side hinged doors (2 years on canopy doors) on immovable frame parts
- 5 years – Steel Doors
- 5 years – Insulated sectional doors
- 2 years – movable and mechanical parts (including, but not limited to, springs, rollers, wheels, locking points, rods/cables, barrel and locking mechanisms)

Insulated Roller Door - What is covered?

Subject to Terms and conditions outlined in this document. Insulated roller doors offer the following warranty:

- 5 years – Motor
- 5 years – control unit
- 2 years – remote controls and accessories (excluding batteries, bulbs and fuses)
- 5 years – lath finish
- 2 years – movable and mechanical parts (including but not limited to locking straps and rings, safety brake.)

Care and maintenance

Your door should be kept clean, with any stains removed as soon as possible. You should also ensure the door does not come into contact with any caustic or acidic substance, which could damage the door surface or structure. Your door should be cleaned thoroughly approximately every 2-3 months (in coastal areas or areas close to large bodies of saltwater, this should be done weekly) using warm water and a soft cloth or sponge. Allow to dry naturally. Never use detergent, abrasive, caustic, or solvent-based cleaners. Lubricate all springs, latches, wheel spindles, and pivot points using a light lubricating oil (e.g., 3-in-1). Take care not to allow oil to drip onto the face of the door. Ensure track runners are clean and free from obstacles at all times. Check moving parts for signs of wear. If any wear is detected, arrange for these to be replaced as soon as possible (failure to replace these parts can invalidate your warranty). Do not paint springs or any moving parts. For automated doors (retractable), do not operate the door when not within visual range.

Corrosion

Doors situated in 'high corrosive' areas such as within 3 miles of the sea or a large body of saltwater are not covered for rust or corrosion of steel parts. Cleaning of the doors is especially important in these locations.

All Novoferm Garage Doors - What is not covered?

- Improper installation, negligent care and maintenance - doors which have not been maintained or had annual maintenance/servicing
- Improper initial and subsequent operation
- Negligent or wanton destruction
- External influences, such as: fire, water, salts, alkaline solutions, acids and any abnormal environmental influences, sunlight
- Mechanical damage, through improper transport and fitting, or through falling or hitting objects
- Repair by non-qualified persons
- Using non-Novoferm parts without the written approval of the manufacturer
- Removal of the product number, or making it unidentifiable
- Application of additional, non-approved weights or infills
- Failure to remove the protective film or packaging

provided with the product, where applicable

- Failures caused by extreme or abnormal weather conditions

Visual standards check

Visual standard checks must be carried out prior to a warranty submission. This check should be carried out in natural daylight, not direct sunlight, standing at a distance of 3m from the door to view the overall appearance. Doors are acceptable if the following are not readily visible on the face of the door:

- Marks or distortion associated with the manufacturing process
- Minor indentations, marks, or scuffs on the surface
- Paint or Stain Blemishes

Operators and Accessories Warranty

Our promise:

During the warranty period, we undertake to rectify any defects to the Novoferm product, which can be proven to be attributed to a material or manufacturing defect. We promise, at our discretion, to either exchange the defective merchandise or repair it. Replacement parts remain our property.

Warranty Requirements

This warranty only covers damage to the purchased garage door operator. You will be required to show a receipt of purchase, this substantiates your right to claim under warranty. In the event of a claim, please contact the company that supplied/installed the doors. They will raise the warranty on your behalf. During the claims process, a site inspection may be required. For this, we will send an independent assessor. Should this inspection indicate the fault was not caused by a manufacturing defect, you will be liable for the cost of a non-warranty call out. The cost of the call out will be advised prior to the arranged visit. Novoferm will not accept consequential costs for installation or de-installation, an inspection of parts, transport and postage costs.

What is covered?

Subject to the terms and conditions outlined in this document. Operators and accessories offer the following warranty:

- 5 years – Novomatic operator (823/563/423)
- 5 years – Novoport operator (sectional doors)
- 5 years – Novorol and Teleco control unit (roller doors)
- 2 years- all remote control parts and accessories (excluding batteries, bulbs and fuses)

What is not covered?

- Improper installation, negligent care and maintenance.
- Improper initial and subsequent operation
- Negligent or wanton destruction.
- External influences, such as: fire, water, salts, alkaline solutions, acids and any abnormal environmental influences.
- Mechanical damage, through improper transport and fitting, or through falling or hitting objects.
- Repair by non-qualified persons.
- Using non-Novoferm parts without the written approval of the manufacturer.
- Removal of the product number, or making it unidentifiable.
- Operators used upon a door which exceeds rated lifting capacities.
- Failure to remove the protective film or packaging provided with the product, where applicable.
- Failures caused by extreme or abnormal weather conditions.

Terms and Conditions

Warranty

In the unlikely event of a warranty claim becoming necessary please contact the dealer or distributor who supplied the door:

To enable your claim to be processed without delay you should provide the following information:

- Your name, address and contact telephone number
- The original invoice and date of purchase
- A description of the door, the door type and the product number
- A description of the reason for the claim

Your dealer will then supply details of your claim, together with a copy of the warranty card supplied with the door and proof of purchase, to the warranty department at Novoferm UK.

An assessment of the claim will be made. This may mean Novoferm will need to come and inspect your door at your premises.

In the event that there is no legitimate claim under the terms of the warranty you will be liable for the costs of this visit. It is essential that you take note of the care and maintenance instructions provided with your door and you follow these instructions throughout the lifetime of your door. It is essential that you take note of the care and maintenance instructions provided with your door and you follow these instructions throughout the lifetime of your door.

The warranty does not cover:

- Improper installation
- Normal wear and tear
- Priming and other surface protection treatments
- Negligent or wanton destruction
- Incorrect or too late applied surface protection treatments
- Repair by a non-qualified installer
- Use of non-Novoferm parts without the approval of Novoferm
- Damage or removal of the product number or making it unidentifiable
- Improper operation
- External influences, such as fire, salts, water, sun, alkaline solutions, abnormal environmental influences
- Mechanical damage caused by improper transport or installation

All dark colours which are exposed to direct sunlight should be avoided. Dark coloured doors may undergo expansion due to heat absorption. Such instances are not covered by the guarantee, however normal performance will revert when the door has cooled down if the heat absorption has affected the door's performance.

All colour samples depicted in this brochure are as close to the original manufacturer's colours as possible. Garage doors supplied may vary in colour from the brochure representation.

Prices

All orders are accepted on the understanding that the goods will be subject to the prices ruling at the time of delivery, unless other terms are specifically agreed. All prices are in £ sterling and exclude VAT.

A 25% handling charge applies to all unwanted items on standard stock items only. Items must be returned unopened and in an unused condition.

All returns are subject to acceptance by Novoferm UK Limited

Specification

Due to the progressive outlook of the Novoferm Group we reserve the right to alter specifications to design and manufacture without notification. All specifications and details are correct at the time of publication, errors and omissions excepted.

All Doors

Colour match Pairs of doors should be ordered together to obtain the best colour match, bearing in mind the limitations of the materials used in the construction. Timber garage doors cannot be ordered as matching sets.

Size variations As the size of a door changes in height and/or width, the panel frequency and profile can change, therefore doors of the same style but of different sizes can be significantly different in appearance.

Clearances All doors require operating clearances, i.e. the gap between the door panel and frame opening, these are inbuilt during manufacture and should not be reduced by means of infills, or draught-proofing.

Deflection When in the open position, all doors will display a level of vertical deflection or 'sag' across the width of the panel. Individual manufacturers' specifications should be consulted for exact tolerances.

Right to Cancel

Any bespoke product which is made to measure/customised, is exempt of any cancellation rights.



Your Novoferm Stockist



Intelligent Door Solutions



Call Us Now +44 (1582) 377217

Opening times
8.30am - 5.00pm
Monday to Friday

Novoferm UK
Unit 5 - 9 North Luton Industrial Estate
Sedgwick Road
Luton
LU4 9DT
E: info@novoferm.co.uk
www.novoferm.co.uk