

# PANEL

· COLLECTION ·



## **HALLMARK Panels**



Valletta House,  
Valletta Street,  
Hull, East Yorkshire  
HU9 5NP

Email: [enquiries@hallmarkpanels.com](mailto:enquiries@hallmarkpanels.com)

Web: [www.hallmarkpanels.com](http://www.hallmarkpanels.com)

Tel: **+44 (0)1482 703 222**

Fax: **+44 (0)1482 701 185**



© Hallmark Panels Limited 2015 - Due to the limitations in photographic and printing processes, actual door panel and glass colours may vary from those illustrated in this brochure and should be used for guidance purposes only. Letterplate positioning is illustrated for guidance only. The actual fitted position will be subject to door width and height restrictions and constraints. Hallmark Panels Limited reserve the right to change product specifications without prior notice.



**HALLMARK PANELS**

# Signature

CLASSIC COLLECTION

The timeless quality of a classic design. The **Signature Collection** is a range of clean, fresh PVCu door panel designs, suited to both a modern or more traditional home setting.



ELTON 1  
Glazed



WINSLOW  
Solid



HANBURY  
Solid



HAGLEY  
Solid



GOODWOOD 1  
Glazed



HANBURY 1  
Glazed



WINSLOW 2  
Glazed




HAGLEY 2  
Glazed



BICTON 1  
Georgian Bar



HEATON 1  
Georgian Bar



HANBURY 3  
Glazed



BURNBY 1  
Glazed



NEWBY 1  
Georgian Bar



THORESBY 1  
Ornamental Bar White



BRAMALL 1  
Georgian Bar




ELTZ 2  
Georgian Bar



CHAMBORD 8  
Glazed

## BACKING GLASS OPTIONS



Arctic



Cotswold




Chantilly



Minster



Stippolyte



Digital

# Traditional

## PANEL COLLECTION

The **Traditional Collection** of door panels features a range of vibrant, handmade lead and film designs with many incorporating glass bevel elements to further enhance the aesthetic quality of the door.



**HANBURY 1**  
House Number



**HAGLEY 2**  
Diamond Lead



**OAKWELL 1**  
Square Lead



**ARLEY 1**  
Diamond Lead



**BELGRAVE 1**  
Diamond Lead



**CARLTON 1 470**  
Shetland Rose  
Leaded on Minster Glass



**WINSLOW 4**  
Red Diamond



**HAGLEY 2**  
Climbing Rose



**GOODWOOD 1**  
Valour



**ELTON 1**  
Rose



**KIRKLEY 1**  
Bulls Eye  
(No backing glass option  
or leading available)



**KENILWORTH 1**  
Single Rose



**BRAMALL 1**  
Islay Rose



**HANBURY 3**  
Rose



**WHITLEY 1**  
Tudor Lead

# TRIPLE GLAZED

COMFORT & SECURITY



**Outstanding quality.** The triple glazed collection give you not only added security and peace of mind but also increased efficiency and energy savings.



**CARLTON 1**  
Florin



**HAGLEY 2**  
Talonas



**HANBURY 3**  
Lira



**THORESBY 1**  
Ducat Platinum



**KENILWORTH 1**  
Haematite

# CRYSTAL BEVEL

COLLECTION

The **Crystal Bevel Collection** is our range of panels incorporating a selection of crystal effect bevels. Each bevel throws a prism of light when they catch the sun, making them great for bright, sunlit entrance halls.



RAGLEY 2  
Olivine



GOODWOOD 1  
Petalite



BURGHLEY 1  
Euclase



WINSLOW 4  
Zirconia



HAGLEY 2  
Jet



HANBURY 3  
Agate



HANBURY 3  
Opal



CARLTON 1  
Celestine



KENILWORTH 1  
Danburite



BRAMALL 1  
Pyrope



NORMANBY 2  
Barite



NORMANBY 2  
Vivianite



CARLTON 1  
Lansonite



THORESBY 1  
Aragonite



CARLTON 1  
Ebony

# OPAQUE Collection

## Fusion Tiles

The **Fusion Opaque** range is a linear collection of door panels featuring sleek, modern sandblasted glass designs, complimented and subtly accented with a range of fusion glass tile designs.



**HANBURY 1**  
Mediterranean



**CARLTON 1**  
Mediterranean



**KENILWORTH 1**  
Mediterranean



**HANBURY 3**  
Roma



**MONTI 1**  
Fusion Blue 29



**ELTZ 2**  
Polar




**AVIGNON 2**  
Metz Black



**CHEVERNY 1**  
Tanzlina



**BRAMALL 1**  
Palermo



**OAKWELL 1**  
Kupang



**HAGLEY 2**  
Astana



**BRAMALL 1**  
Keltie



**NORMANBY 2**  
Timor



**BURGHLEY 1**  
Tahoe Green



**HAGLEY 2**  
Sophia

# Coloured Tiles & Cadram Detailing

A fine line collection of panels glazed with long lasting Cadram detailing, beautifully framing a range of coloured resin bevels.



**KENILWORTH 1**  
Marmion Red




**WHITLEY 1**  
Marmion Green



**HAGLEY 2**  
Marmion Blue



**RAGLEY 2**  
Marmion Black



**HANBURY 3**  
Perugia



**CARLTON 1**  
Morel Green



**CARLTON 1**  
Marmion Black



**KENILWORTH 1**  
Morel Black



**HAGLEY 2**  
SB Anne



**HAGLEY 2**  
SB Margaret



**CARLTON 1**  
SB Climbing Rose



**CARLTON 1**  
SB Mary



**BICTON 1**  
SB Victoria



**CARLTON 1**  
SB Cluster



**NEWBY 1**  
SB Diamond



**HANBURY 3**  
SB Diamond



**HANBURY 3**  
SB House Number



**CARLTON 1**  
SB Catherine

# Classical Opaque

# THE INVERTED COLLECTION



**ASTON**  
Solid

**STANFORD**  
Solid



**ASTON 1**  
Glazed

**STANFORD 2**  
Glazed

**ASTON 3**  
Opal

**STANFORD 4**  
Zirconia

The **Inverted Collection** is an exciting range of PVCu door panels that use an inverted vacuum mould during manufacture. The profile contours are inverted into the panel face, rather than standing proud, offering a distinctive, recessed panel contour.



**ASTON 3**  
Laxton Black Glass

**ARLEY 1**  
Whitton Victoria Glass



**BROUGHTON 1**  
Thealby Red Glass

**HARDFORD 2**  
Roxby Blue Glass

**STANDFORD 4**  
Coleby Black Glass

Please note that our coloured panels are manufactured using COOLSKIN laminate skins and as such there may be a slight colour and grain variation from your chosen sash foil finish.



# THE DESIGNER COLLECTION

The **Designer Collection** is a desirable range of modern living PVCu panel designs incorporating stainless steel glazing trims complimented with clean, architectural sandblasted glass.



ALBERG 1  
Glazed

MOLVINO 1  
Glazed

ELORN 1  
Glazed

LEVI 1  
Glazed



CERVINIO 1  
Glazed

CHAMONIX 3  
Glazed

SUMMIT 6  
Glazed

NEOPSLOPE 3  
Glazed



ASPEN 1  
Glazed

COURCHEVEL 3  
Glazed

ZERMATT 3  
Glazed

AVORIAZ 1  
Glazed

VILIARS 1  
Glazed



CHAMONIX 3  
Rosewood

MERIBEL 4  
Light Oak

ELORN 1  
Rosewood

LIVIGNO 1  
Light Oak

TIGNES 5  
Rosewood

Stainless Steel Trims Will Incur a Surcharge

# CONSERVATORY QUARTER & SIDE PANELS



CARLTON WINSLOW RAGLEY

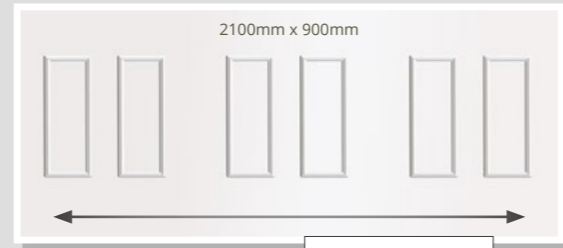
SIDE PANELS ARE SUPPLIED 900mm x 2100mm




MELBOURNE NEWARK SOWELL

515mm 525mm 525mm


900mm



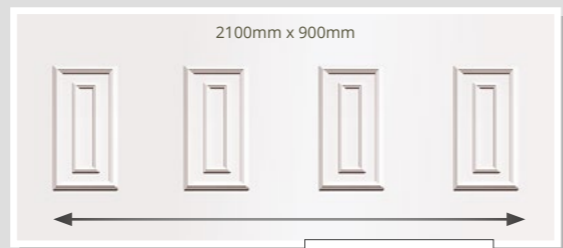
Not available in Woodgrain HAREWOOD



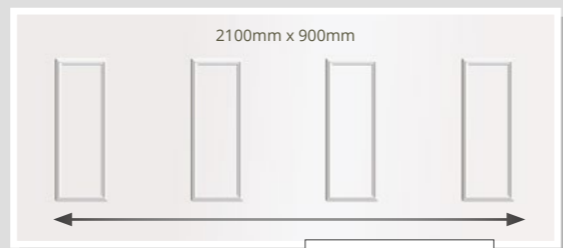
ABBERLEY



NEWARK



MELBOURNE



SOWELL




WALCOT



RAMSIDE




FENTON



CHARTWELL

Designed to compliment our range of door panels, we also produce an extensive range of half, quarter and conservatory sheet panels.



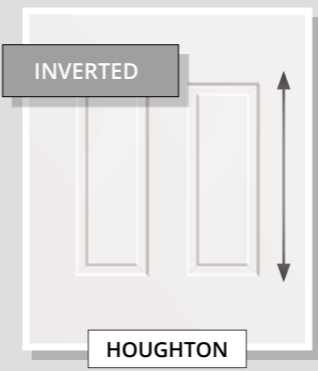
FENTON

900mm



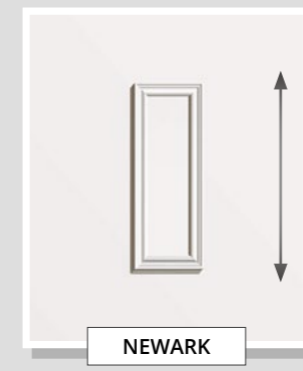
CHARTWELL

900mm



HOUGHTON

800mm



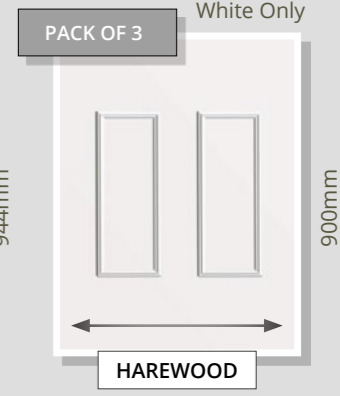
NEWARK

800mm



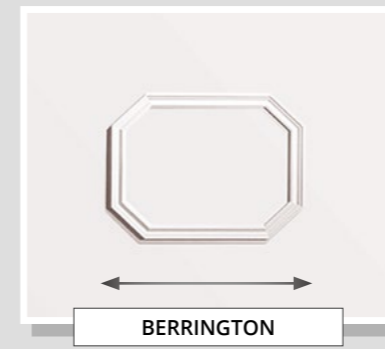
MELBOURNE

800mm



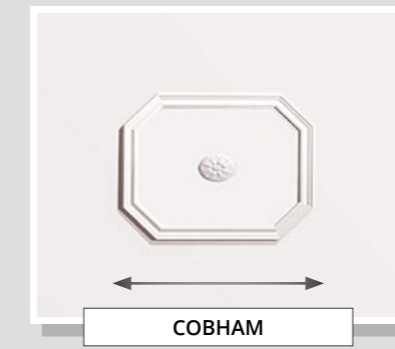
HAREWOOD

680mm  
Not available in Woodgrain



BERRINGTON

950mm



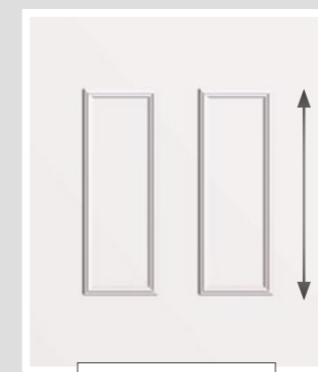
COBHAM

950mm



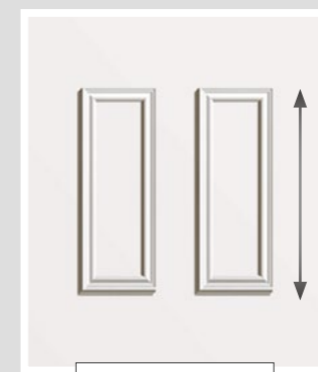
LEITH

950mm



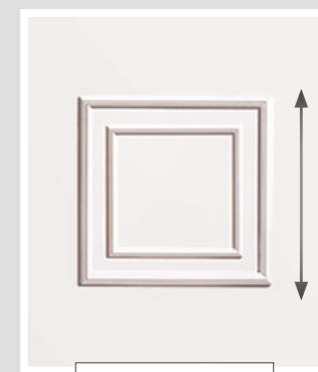
BURTON

800mm



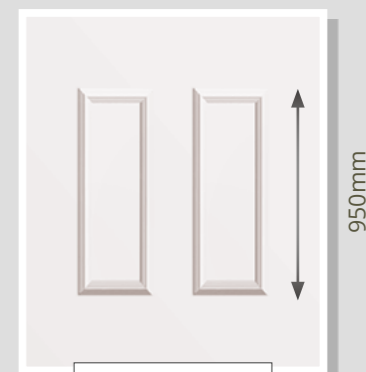
FARNBOROUGH

800mm



SHIPTON

800mm



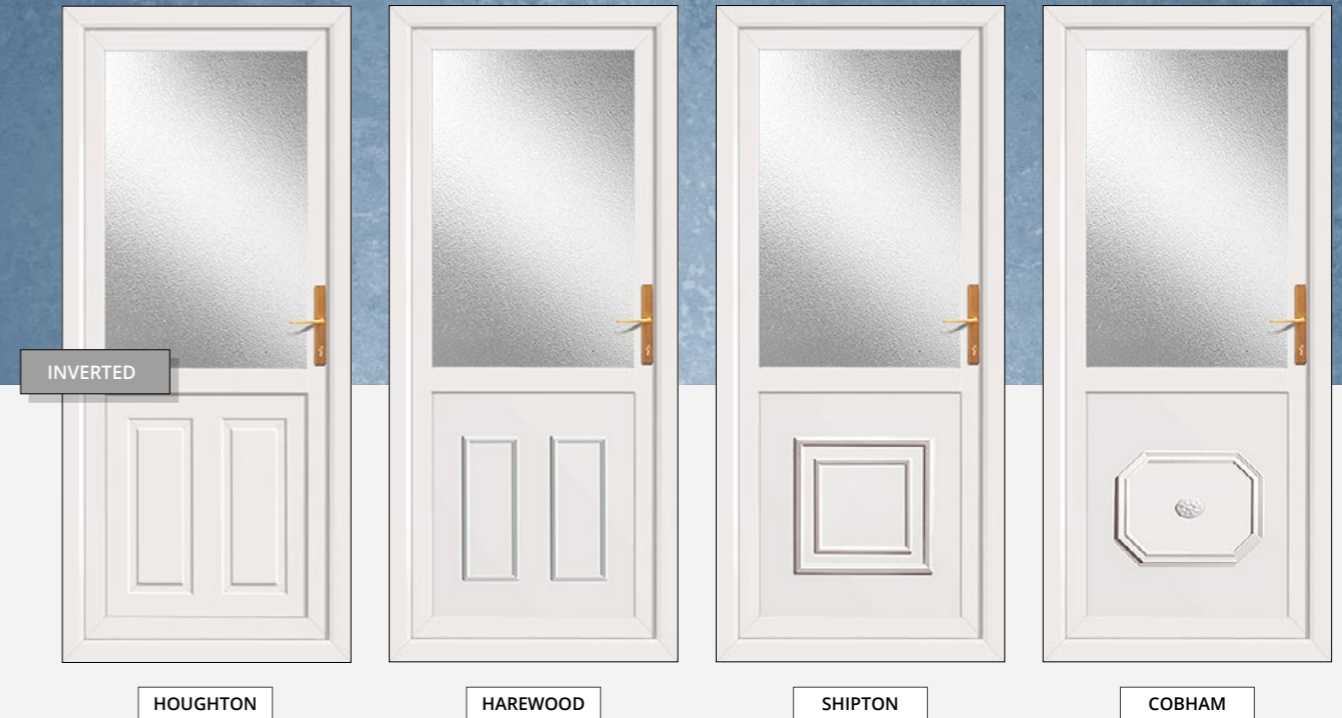
SUDBURY

800mm

As well as our ever popular standard white panels, all panels are also available in a choice of 9 COOLSKIN Colours and 5 Woodgrain effect colour options.




# HALF DOOR GLAZING & PANELS



## ACCESSORIES




We stock a wide range of door panel accessories, catering for all tastes and styles. Matching letterplates, door knockers, numerals and spyhole fittings are all available to fit our PVCu door panels.



## SECURITY

Panels can be manufactured with 4mm, 9mm or Solid MDF cores for added security. Surcharges apply. Please ask for full details.



Rear door half panels are an ever popular choice for our customers. We have special panel offers available to trade partners looking to buy in quantity, making door production more profitable and convenient. As with all our panel products, half panels can be reinforced with 4mm, 9mm or solid MDF cores for a surcharge. See pages 17 & 18 for our full range of half panel designs.



### Sealed Unit Manufacturing & Glass Toughening Plant

- Toughened & Laminated Glass
- Clear & Decorative Glass Sealed Units
- SGG Planitherm® TOTAL+
- ACG Planibel® A
- Pilkington Optiwhite™
- Pilkington Low E™
- Fast, Efficient CNC Glass Cutting
- Shaped and Bespoke Glass Services



**Toughened Glass Solutions Ltd**, the latest company to join Hallmark Group Products, a manufacturer of insulated-in-glass sealed units and thermally toughened safety glass products for the building, construction and double glazing industries.