

// New surface finishes



Series 2000 Sectional Garage Doors

The finest sectional doors offering nothing but benefits



The track-guided automatic sectional garage doors
just keep running and running ...



"New Micrograin L-Ribbed surface finish"



Hörmann automatic sectional doors

because they offer greater convenience and security

You can operate a Hörmann automatic door as conveniently as your TV set. On the press of a button, you drive into your garage, protected from all weathers. When it's dark, the direct route affords you greater safety and security. It goes without saying that Hörmann doors and operators are tested by the TÜV (German Technical Inspectorate) as a single safety unit.



S-ribbed



LTE 40
Single-skinned

Surface available in
Woodgrain



42 mm

LPU 40
Double-skinned
Door leaf 42 mm thick

Surface available in
Woodgrain



M-ribbed



LTE 40
Single-skinned

Surface available in
Woodgrain



42 mm

EPU 40
Double-skinned
Door leaf 42/20 mm thick

Surface available in
Woodgrain



42 mm

LPU 40
Double-skinned
Door leaf 42 mm thick

Surface available in
Woodgrain

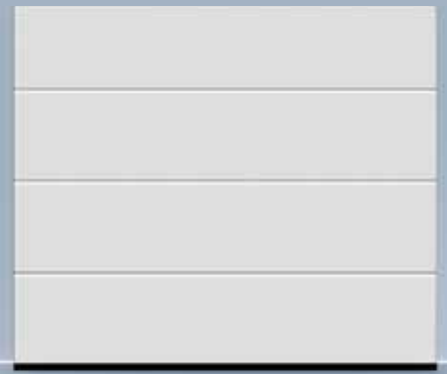


Silkgrain

Decograin



L-ribbed



42 mm

LPU 40
Double-skinned
Door leaf 42 mm thick

Surface available in
Silkgrain



Micrograin



Titan Metallic





Beautiful surfaces

You have a choice of three attractive, weather-proof finishes:




Woodgrain-embossed

Robust woodgrain structured surface with authentic sawn timber look.




Silkgrain surface finish

Silky-smooth elegant surface finish.



New Micrograin surface finish

With its delicately lined profile, the new Micrograin surface complements the elegance of modern architecture.



Decograin surface finish

UV-resistant synthetic foil coating with unique embossed graining conveying the authentic character of timber.



S-panelled



LTE 40
Single-skinned

Surface available in
Woodgrain



EPU 40
Double-skinned
Door leaf 42/20 mm thick

Surface available in
Woodgrain



LPU 40
Double-skinned
Door leaf 42 mm thick

Surface available in
Decograin



M-panelled



LTE 40
Single-skinned

Surface available in
Woodgrain



LPU 40
Double-skinned
Door leaf 42 mm thick

Surface available in
Woodgrain




A vast array of colours

Integrate your garage into your home's colour concept. All steel doors are supplied as standard in traffic white. Double-skinned garage doors additionally available in 15 inexpensive factory colours. Please note all colours below are made to order only.

Standard Colours

	
White aluminium 9006	Anthracite grey 7016
	
Fir green 6009	Terra brown 8028
	
Moss green 6005	Clay brown 8003
	
Dove blue 5014	Ochre brown 8001
	
Steel blue 5011	Window grey 7040
	
Sapphire blue 5003	Light grey 7035
	
Stone grey 7030	Ruby red 6002
	<p>All RAL colours available to special order.</p> 
Light ivory 1015	



We offer a frame cladding to match the colour of the door.

Daylight stylishly integrated



Incorporate glazing to give your garage an individual look, matched to the windows, front door and the architectural style of your home. For example, with large areas of compound windows to set up the garage as a »work room«. Or if you have chosen a panelled door, why not opt for the classic aesthetics of decorative latticework? And with the impressive Sunrise designs you see the sun rise on your door each and every day.



The attractive Sunrise Designs

For further information ask your specialist dealer for this brochure or visit www.hoermann.com



Overview of garage door styles and sizes

Door Sizes		S-ribbed		M-ribbed		L-ribbed		S-panelled			M-panelled	
		LTE	LPU	LTE	EPU	LPU	LPU	LTE	EPU	LPU	LTE	LPU
Imperial	Metric											
6'10" x 6'2"	2083 x 1875	●	●	●	●	●	●	●	●	●	●	●
6'6"	2083 x 2000	●	●	-	●	●	●	-	●	●	-	●
6'10"	2083 x 2080	●	●	●	●	●	●	●	●	-	●	●
7'0" x 6'6"	2134 x 2000	●	●	●	●	●	●	●	●	●	●	●
7'0"	2134 x 2125	●	●	●	●	●	●	●	●	●	●	●
7'6" x 6'6"	2286 x 2000	●	●	●	●	●	●	●	●	●	●	●
7'0"	2286 x 2125	●	●	●	●	●	●	●	●	●	●	●
7'4"	2286 x 2250	●	●	●	●	●	●	●	●	●	●	●
7'9"	2286 x 2375	●	●	●	●	●	●	●	●	●	●	●
8'2"	2286 x 2500	●	●	●	●	●	●	●	●	●	●	●
8'0" x 6'6"	2438 x 2000	●	●	●	●	●	●	●	●	●	●	●
7'0"	2438 x 2125	●	●	●	●	●	●	●	●	●	●	●
7'4"	2438 x 2250	●	●	●	●	●	●	●	●	●	●	●
7'9"	2438 x 2375	●	●	●	●	●	●	●	●	●	●	●
8'2"	2438 x 2500	●	●	●	●	●	●	●	●	●	●	●
8'6" x 6'6"	2591 x 2000	●	●	●	●	●	●	●	●	●	●	●
7'0"	2591 x 2125	●	●	●	●	●	●	●	●	●	●	●
9'0" x 6'6"	2743 x 2000	●	●	●	●	●	●	●	●	●	●	●
7'0"	2743 x 2125	●	●	●	●	●	●	●	●	●	●	●
9'6" x 6'6"	2896 x 2000	●	●	●	●	●	●	●	●	●	●	●
7'0"	2896 x 2125	●	●	●	●	●	●	●	●	●	●	●
10'0" x 6'6"	3048 x 2000	●	●	●	●	●	●	●	●	●	●	●
7'0"	3048 x 2125	●	●	●	●	●	●	●	●	●	●	●
11'0" x 6'6"	3353 x 2000	●	●	-	●	●	●	-	●	●	●	●
7'0"	3353 x 2125	●	●	-	●	●	●	-	●	●	●	●
12'0" x 6'6"	3658 x 2000	●	●	-	●	●	●	-	●	●	●	●
7'0"	3658 x 2125	●	●	-	●	●	●	-	●	●	●	●
13'0" x 6'6"	3962 x 2000	●	●	-	●	●	●	-	●	●	●	●
7'0"	3962 x 2125	●	●	-	●	●	●	-	●	●	●	●
14'0" x 6'6"	4267 x 2000	●	●	-	●	●	●	-	●	●	●	●
7'0"	4267 x 2125	●	●	-	●	●	●	-	●	●	●	●
14'6" x 6'6"	4420 x 2000	●	●	-	●	●	●	-	●	●	●	●
7'0"	4420 x 2125	●	●	-	●	●	●	-	●	●	●	●
15'0" x 6'6"	4572 x 2000	●	●	-	●	●	●	-	●	●	●	●
7'0"	4572 x 2125	●	●	-	●	●	●	-	●	●	●	●
15'6" x 6'6"	4724 x 2000	●	●	-	●	●	●	-	●	●	●	●
7'0"	4724 x 2125	●	●	-	●	●	●	-	●	●	●	●
16'0" x 6'6"	4877 x 2000	●	●	-	●	●	●	-	●	●	●	●
7'0"	4877 x 2125	●	●	-	●	●	●	-	●	●	●	●

Door leaf thicknesses

- LTE, single-skinned
- EPU, double-skinned 42/20 mm
- LPU, double-skinned 42 mm

Surface finishes

-  Woodgrain
-  Micrograin
-  Decograin Light Oak
-  Decograin Golden Oak
-  Decograin Rosewood
-  Silkgrain
-  Colour options available
-  Decograin Dark Oak
-  Decograin Night Oak
-  Decograin Titan Metallic

Choose between two innovative Hörmann operators



ProMatic // NEW



The inexpensive starter model as an introduction to the Hörmann premium quality, for a maximum of 10 door cycles (open/close) per day. Opening speed: 14 cm/s.

SupraMatic



The high-quality operator with an array of additional functions for a maximum of 50 door cycles (open/close) per day. Opening speed: 22 cm/s.

The Operator Technology

- 868.3 MHz radio frequency with a stable range
- Every operator comes with a 4-button hand transmitter and a micro 2-button hand transmitter
- Integral receiver // NEW
- Automatic door latching affords effective protection against forced opening. A unique mechanical device that remains functional even in the event of a power failure.
- On encountering an obstruction, a reliable automatic cut-out stops the door immediately
- A "soft" start and "soft" stop saves wear and tear on both the door and operator
- Maintenance-free patented toothed belt
- Internal emergency release
- Easy to install. Everything is precisely prepared.



Further information on Hörmann operators for garage doors and entrance gates can be found in our specialist brochures or on our website at www.hoermann.com.

The Manually Operated Sectional Door

Where a beautiful handle places a special accent



Ergonomically styled, safe and in a top design

With this handle, developed by designers and safety experts, you hold a quality in your hand that in this form no other manufacturer can match. The flush-fitting cylinder can also be mastered with other locks in your home.



Black plastic



Cast aluminium, white (similar to Traffic white)



Cast aluminium, new silver finish



Cast aluminium, brass finish



Polished stainless steel



Brushed stainless steel



Cast aluminium, bronze finish



Burglar-resistant thanks to snap locking

A sturdy automatic latching spring disc grips round a solid steel bolt to securely retain the door. Intruders don't stand a chance!

Hörmann: Quality without Compromise



Hörmann KG Amshausen



Hörmann KG Antriebstechnik



Hörmann KG Brandis



Hörmann KG Brockhagen



Hörmann KG Dissen



Hörmann KG Eckelhausen



Hörmann KG Freisen



Hörmann KG Ichtershhausen



Hörmann KG Werne



Hörmann Genk NV, Belgien



Hörmann Beijing, China



Hörmann LLC, Montgomery IL, USA

Hörmann is the only manufacturer worldwide that offers you a complete range of all major building products from one source.

We manufacture in highly-specialized factories using the latest production technologies.

The close-meshed network of sales and service companies throughout Europe, and activities in the USA and China, make Hörmann your strong partner for first-class building products, offering "Quality without Compromise".

GARAGE DOORS

OPERATORS

INDUSTRIAL DOORS

LOADING EQUIPMENT

HINGED DOORS

DOOR FRAMES